

WHERE MAGIC HAPPENS...



# ENJOY YOUR GARDEN TO THE FULLEST

---

You want to fully enjoy your garden. So you want to spend as much time as possible in it.

Whether it is for barbecuing with friends, enjoying the sunshine, enjoying some relaxed 'me-time' or spending time with your family, we revive if we can spend more time outdoors.

Thanks to a Renson® patio cover, you can enjoy your outdoor space even more.

The possibilities to protect you from wind, sun, rain or cold are countless and there are various expansion and personalization possibilities.

Your garden or terrace becomes a natural extension of your house, so that you can spend time outdoors in optimal conditions with the greatest comfort.

Fully adapted to your own style and according to your own wishes, a patio cover provides that additional living area.... a place for the kids to play outside, an intimate place where you can just enjoy a book, that cosy outdoor area to have a drink with friends and family.....

For every style of home there is a choice of patio covers that form an elegant whole with your home. So you can enjoy your garden or terrace all year round. In an ideal outdoor climate, day and night.





Camargue®

OVERVIEW RANGE  
84

DID YOU KNOW ...  
70

INCLINED DESIGN   
LAPURE® 66  
LAGUNE® 64

AERO® LINE  
48

ALGARVE® LINE  
36

CAMARGUE® LINE  
14

SQUARE DESIGN 



# IDEAL OUTDOOR CLIMATE, DAY AND NIGHT, ALL SEASONS WITH **RENSON**<sup>®</sup>

Spring



Autumn



Summer



Camargue Skye®

Winter



Camargue®





Linius® wall cladding

Camargue®



# WHY CHOOSE OUTDOOR?

---

## **Top quality and durability**

Renson® is the European trendsetter in the field of natural ventilation, outdoor sun protection and outdoor products. We manufacture our high quality products ourselves in our state-of-the-art production facilities. We test our products in the most extreme conditions until we achieve a flawless end result.

This allows us to guarantee our customers optimal quality. Our network of well-trained Ambassadors guarantees a flawless service, placement and after-sales service. Professionalism from start to finish.

## **Minimalist design**

Our products are highly innovative in both look and product design. Seamless integration of optional elements, concealed mounting parts, durable materials and smart solutions ensure a perfectly finished product that can be integrated with any type of home.

## **Endless personalization possibilities**

Due to our modular product design and countless integrable options, we can offer you a perfectly tailored solution. Personalize bare screens, large colour selection, sliding panels in various designs, glass walls, heating, music,.... these are just a few of the different options that lead to a unique personal solution.

## **Ultimate ease of use and maintenance**

Our products must retain their qualities for many years, day in and day out, in all weather conditions and must be used quickly.

That is why the products are also made from the most qualitative and durable materials and you will enjoy them for many years, subject to a minimum of maintenance.

# HOW TO CHOOSE IN OUR RANGE

---

## Compose your roof covering

1. First you choose a roof with a horizontal roof or a covering under slope. Within horizontal coverings you can choose from the first-rate range of the Camargue Line, where all options can be seamlessly integrated into the structure, or the Algarve Line, where optional elements are built on to the aluminium structure. There is also the Aero Line, which seamlessly integrates into a fixed architecture. So the Camargue Line and Algarve Line can function as stand-alone in your garden or placed adjacent to your façade; the Aero Line is used as a movable roofing element for expansion or extension of any material.
2. **Next to the shape of the covering, you select the desired roof infill**
3. **Finish the covering to meet your personal wishes**  
Various options are available for all ranges to integrate side elements, lighting and sound and heating elements.

You can find all the information about the options and technical specifications in our product catalogue that you can find in the showroom of your local Renson® dealer. For all distribution points, see [www.renson-outdoor.com](http://www.renson-outdoor.com)







Algarve®

# SQUARE DESIGN



**LOUVERED ROOFS**  
(rotatable louvered roof)

## CAMARGUE® LINE

**CAMARGUE®**



This innovative and modular mountable patio cover can be supplemented with perfectly integrated side elements.

**LOUVERED ROOFS**  
(rotatable and retractable louvered roof)

**CAMARGUE SKYE®**



A fully closable patio cover with rotatable and retractable aluminium blades. Here too, side elements can be perfectly invisibly integrated.

**FIXED ROOF**



## ALGARVE® LINE

### ALGARVE®



A horizontal sun and water resistant roof with tiltable aluminium blades. Side elements are possible in surface mounted.

## AERO® LINE

### AERO®



Horizontal sun and water resistant roof with tiltable aluminium blades, perfectly integrable into new or existing structures.

### AERO SKYE®



Aero Skye with rotating and retractable blades to create a panoramic view. With Aero Skye Dual, the blades slide open from the centre without interfering transverse profile for spans up to 11.75 m.

### ALGARVE CANVAS®



Covering with fixed roof, aesthetically finished with fixed ceiling with Fixscreen-technology.

# INCLINED DESIGN



LAGUNE®

## RETRACTABLE FIXSCREEN ROOF

## LAGUNE®



This patio cover has a sun-, water- and windproof translucent fabric in the roof structure. Side elements can be seamlessly integrated.

---

## RETRACTABLE VELUM CANVAS ROOF



## LAPURE®

### LAPURE®



Minimalist patio cover with water, wind and sun resistant screen roof and open panoramic view. Side elements are possible in surface mounted.

## TOSCANE®

### TOSCANE®



The innovation for larger surface areas: the folding roof provides protection from water, wind and sun. Side elements can be perfectly integrated.



The Camargue Line is the solution for the demanding epicurean. This innovative and modular patio cover has invisible, perfectly integrated elements and forms a splendour in your garden. Available with a rotating aluminium louvered roof that may be slid open or not, many possibilities (curtains, glass sliding panels, fabric sun protection, sliding panels, lighting, sound and heating elements....) can be seamlessly integrated to meet your personal needs.





# CAMARGUE® LINE


















Camargue®




Camargue®






Screens



Blades








Loggiascreen® Canvas

Loggialu® Siirata





*Integrated LED lighting allowing you to enjoy until late in the evening*



*The perfectly customizable side screens are adjustable to any height and extremely windproof*

Camargue®





Camargue®

PERSONALISATION  
POSSIBLE FOR  
EVERY TASTE









*Integrated Fixscreen®*






A retractable roof to fully  
enjoy the sun at any time



Camargue Skye®





Camargue®

GLASS FIBER  
FABRIC PROVIDES  
ELEGANT  
AND STRONG  
SHIELDING



“

# ENJOY EVEN MORE

DRIES & MONICA

After years of living in the city centre, we built our dream in the outskirts a few years ago. Finally a garden, a quiet environment, nature that brings us both to rest. But we felt that we could not enjoy our garden enough. In spring, the wind often starts to build up more frequent. In the summer, it can sometimes get too hot.

In late summer, it cools down sooner in the evening and there are more regular showers. By installing a patio cover, we can enjoy many more moments of being outside. The side construction protects us from the wind. The sun screen can be set to the desired height in summer. And if there is a sudden rain storm, we close the roof blades.

The number of hours that we can spend longer outdoors after our working days has increased unbelievably because of this. Our garden now really has become a priceless piece of quality of life.



Camargue®





“  
OUR GARDEN  
OFFERS PRICELESS  
QUALITY OF LIFE  
”



A covering that you can place anywhere: on your terrace, next to your pool, loose in the garden or even as a design carport. The Algarve Line is the ideal solution for a covering where the many possible accessories are built upon the aluminium structure. The Algarve Line is fitted with a fixed roof or rotating louvered roof and can be equipped with screens to close your side walls.







# ALGARVE® LINE














Algarve®



Translucent blades  
Lineo® Luce

Algarve®












Algarve® 'Classic Line'

CLASSIC  
IS ALWAYS  
TIMELESS

 RENSON



“

# A MORE STRUCTURAL SOLUTION

KAREL AND GREET

We have chosen a fixed patio cover to protect us from sun or rain, depending on the weather. We had been looking for a while for a more structural solution than dragging a parasol or setting up a party tent to take shelter from the rain. We felt that this design was a perfect fit for the existing architecture of our home and it seemed a solid solution. It has turned out to be even more comfortable than we originally thought. We should have installed this much earlier. You can rotate the blades exactly as you want. When it's too hot, we set them slightly open and you can feel a breeze. In case of a rain shower, the water is drained away in no time. Our patio cover already lasts five seasons and still looks like new. It is a very sturdy construction. Once in the spring I clean the blades with **Renson 'Clean'** and rub everything in again with **Renson 'Protect'** and after that, we are set for a new enjoyable season.

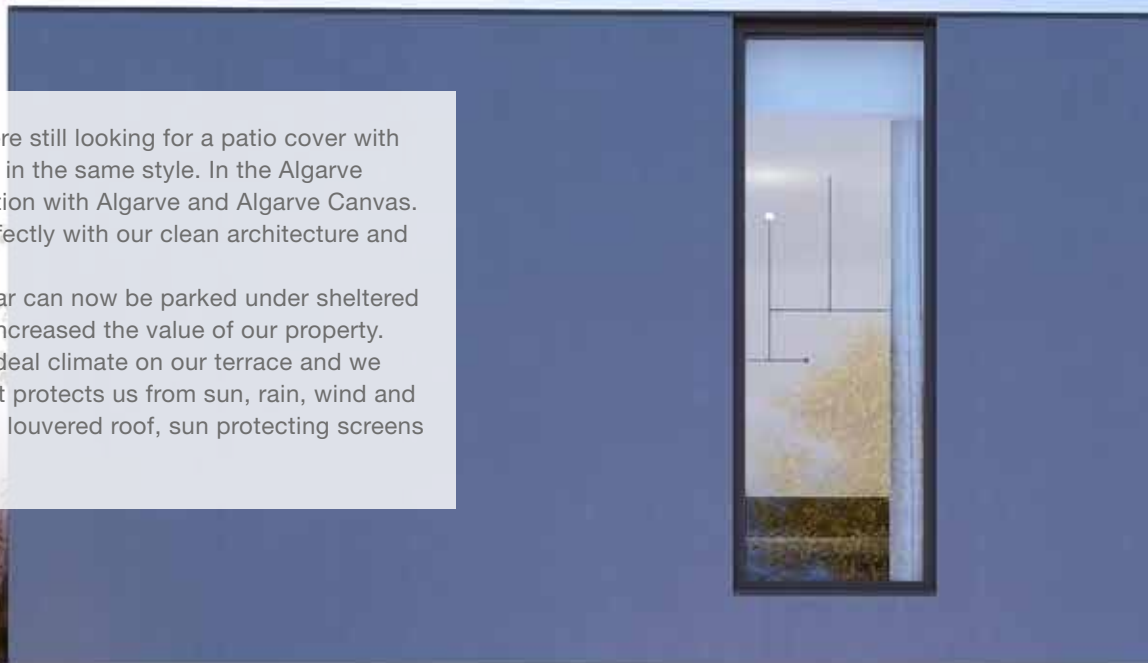


Algarve®




For our new buildings, we were still looking for a patio cover with a louvered roof and a carport in the same style. In the Algarve Line, we found the ideal solution with Algarve and Algarve Canvas. The elegant structure fits perfectly with our clean architecture and perfectly meets our needs.

Under Algarve Canvas, our car can now be parked under sheltered cover and has considerably increased the value of our property. With Algarve, we create the ideal climate on our terrace and we have a structural solution that protects us from sun, rain, wind and cold, thanks to the orientable louvered roof, sun protecting screens and stylish heating.



“  
A STYLE  
AROUND YOUR  
HOME  
”



The image shows a modern outdoor terrace. In the foreground, two dark-colored chairs with metal frames are positioned on a light-colored tiled floor. Behind them is a large, square stone fireplace with a built-in fire pit. The terrace is covered by a louvered roof system with dark horizontal slats. The background features a lush green lawn and a field of tall grasses under a clear sky.

The Aero Line consists of a series of louvered roofs that are nicely integrated in a solid structure. The roofs are available to the precise mm.

The finishing possibilities of the roof are endless and offer you protection against wind, sun and rain.

This aesthetic and durable line offers new possibilities to enjoy your terrace in a flexible way.

The Aero Line can be integrated in stone, wooden or other constructions. Ideal for integration in both new buildings and renovation projects.

# AERO® LINE






















Aero®



EVERY  
AFTERNOON  
BECOMES  
HEAVENLY





Aero®

SEAMLESS  
INTEGRATION  
FOR A  
SOPHISTICATED  
LOOK









*Perfectly integrated with the possibility  
to slide open as desired*





*Aero Skye® (Dual)*





The solutions with a inclined design are a series of minimalist screen roofs that provide an open panoramic view and still protect against water, wind and sun. At the touch of a button, you can open or close your screen roof or move it to the desired distance. The high-quality durable fabrics are made of strong polyester and are easy to extend and retract.



# INCLINED DESIGN









*The roof is adjustable up to the position that best fits your needs of the moment*











Lasure®





Modern



Lapure®



Classic - 'Classic Line'



Lapure® 'Classic Line'



*The telescopic side walls provide additional protection against the wind*



*Integrated LED lighting ensures that you can enjoy your outdoor area longer*



# ALSO IDEAL FOR **PENTHOUSES** AND **APARTMENT** BUILDINGS ROOFS



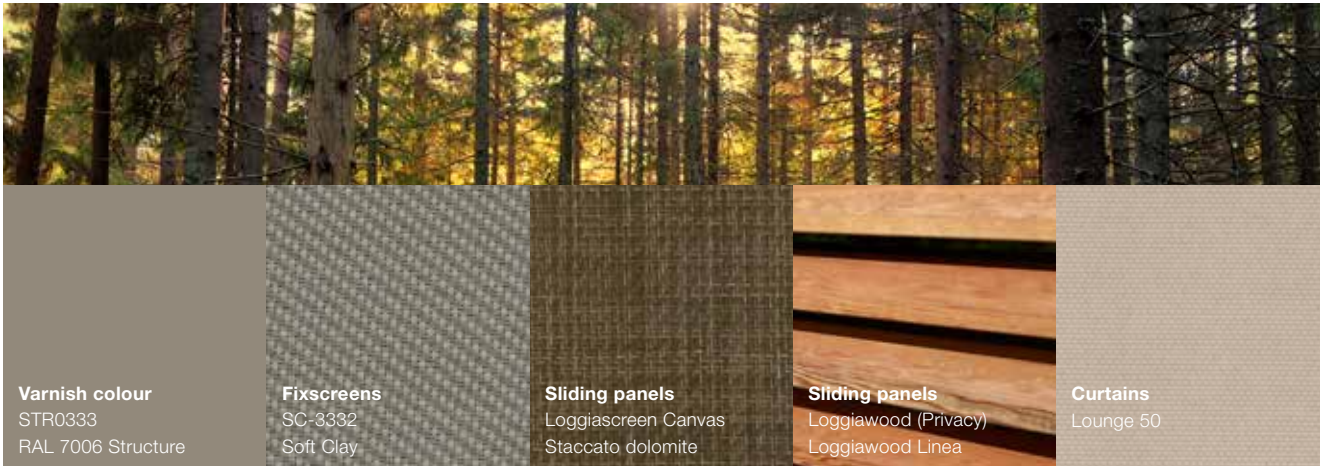







# EACH STYLE IS POSSIBLE...

## NATURAL



## BLACK & WHITE



## CRYSTAL



ORIENTAL



<p><b>Curtains</b> Lounge 120</p>	<p><b>Varnish colour frame</b> STR0083 RAL 9005 Structure</p>	<p><b>Varnish colour blades</b> V9001020 Bronze</p>	<p><b>Fixscreens</b> SC1011 Charcoal-bronze</p>	<p><b>Sliding panels</b> Loggialu strata Frame: black Filling: bronze</p>
---------------------------------------	---	---	---	---

SAHARA



<p><b>Varnish colour frame</b> STR0081 RAL 7039 Structure</p>	<p><b>Varnish colour blades</b> STR0334 RAL7030 Structure</p>	<p><b>Fixscreens</b> SC1111 RAL7048</p>	<p><b>Sliding panels</b> Loggiascreen Canvas Staccato Tuff</p>	<p><b>Curtains</b> Lounge 50</p>
---	---	---	--	--------------------------------------





# TESTING

---

## Protection and comfort

Our patio covers provide protection and comfort on different levels. In order to guarantee this, they are rigorously tested for water drainage, load-bearing capacity and wind resistance.

## Water testing

Water resistance and water drainage are tested with a sprinkler system that mimics rain showers. This way, it is determined how much air flow our patio covers can extract and how this flow can be optimised:

**Camargue Line:** The Camargue Line can process a precipitation flow rate that corresponds to a rainstorm with an intensity of 180 mm/h that lasts max. 2 minutes. This type of rain shower occurs approx. every 15 years. (Cf. Belgian rain statistics: standard NBN B 52-011)

**Algarve Line:** The Algarve Line can process a precipitation flow rate that corresponds to a rain shower with an intensity of 144 mm/h that lasts max. 2 minutes. This type of rain shower occurs approx. every 10 years. (Cf. Belgian rain statistics: standard NBN B 52-011)

**Lagune:** The Lagune can process a precipitation flow rate that corresponds to a rain shower with an intensity of 180 mm/h that lasts max. 2 minutes. This type of rain shower occurs approx. every 15 years. (Cf. Belgian rain statistics: standard NBN B 52-011)



## Bearing capacity

Patio covers are subject to different forces (e.g. snow). The bearing capacity is determined by static strength calculations carried out by our engineers and validated by internal tests.

**Camargue:** at 200 kg load/m<sup>2</sup>, the patio cover remains upright, even with the largest dimensions.

- This corresponds to 2 meters of fresh snow/m<sup>2</sup>.
- This is possible due to the patented frame tensioning system.



200 Kg/m<sup>2</sup>


## Wind tests

Wind tunnel tests were carried out to determine the wind force our patio covers and vertical sun protection can withstand.



	Warranty with closed roof/screen up to	Control roof/screen up to
Camargue® Line	160 km/h 12 Beaufort	50 km/h 7 Beaufort
Camargue Skye® Algarve® Line Aero® Line	120 km/h 11 Beaufort	50 km/h 7 Beaufort
Lagune®	120 km/h 11 Beaufort	50 km/h 7 Beaufort
Lapure®	100 km/h 10 Beaufort	50 km/h 7 Beaufort
Integrated Fixscreen®	60 km/h 7 Beaufort	30 km/h 5 Beaufort
Toscane®	49 km/h 7 Beaufort	30 km/h 5 Beaufort

## Miami-Dade Hurricane resistance



## Beaufort wind scale

Beaufort	Description	Average speed m/s	Average speed km/h	Consequences
0	Windless	< 0,2	< 1	One does not feel the wind. Smoke rises straight up or almost straight up.
1	Pretty weak	0,3 - 1,4	1 - 5	Wind direction can be easily deduced from smokes plumes, but not from the weathervane.
2	Weak	1,5 - 3,4	6 - 12	Wind noticeable in the face, leaves are shivering, the weathervane starts to turn.
3	Pretty moderate	3,5 - 5,4	13 - 19	Waving flag and waving leaves.
4	Moderate	5,5 - 7,4	20 - 27	Windblown dust irritating to the eyes. Hair is messed up.
5	Quite powerful	7,5 - 10,4	28 - 37	Bushes shake, crested waves on lakes and canals.
6	Powerful	10,5 - 13,4	38 - 48	Umbrellas are difficult to hold onto, large branches are swinging and electrical wires are shrieking.
7 FIXSCREEN® TOSCANE®	Hard	13,5 - 17,4	49 - 62	It is difficult to walk against the wind. The trees are swaying.
8	Wind gusts	17,5 - 20,4	63 - 73	Moving is very difficult. Small branches break off.
9	Stormy	20,5 - 24,4	74 - 87	Chimney caps, roof tiles and antennas are blown away.
10 LAPURE®	Heavy storm	24,5 - 28,4	88 - 102	Adults are blown away. Major damage to buildings.
11 ALGARVE® LINE CAMARGUE SKYE® LAGUNE®	Very heavy storm	28,5 - 32,4	103 - 117	Enormous damage to houses and forests.
12 CAMARGUE® LINE	Hurricane	> 32,5	> 118	Devastation and destruction.



# WARRANTY\*

---



WARRANTY



FIXSCREEN TECHNOLOGY  
WARRANTY(\*)



COATING  
WARRANTY

## High quality

All the materials we use are high quality and adapted to the intended use. As a manufacturer we guarantee:

- 5-year(\*\*) warranty against defects that may occur during normal use and maintenance.
- 2-year warranty for electronic control.
- 2-year warranty on crystal fabric.
- For the coating of the aluminium parts, a 10-year guarantee regarding colour fastness applies.
- A 5-year guarantee is given on the gloss of the coated profile.
- 5-year warranty on the Fixscreen-technology: zip stays in side channel + optimal attachment of the zip to screen fabric.

<sup>(\*)</sup> 5-year warranty on the Fixscreen-technology in stand-alone applications Fixscreen

<sup>(\*\*)</sup> See our warranty conditions



Register your patio cover  
within 15 days after installation and receive



WARRANTY

[www.renson-outdoor.com/warranty](http://www.renson-outdoor.com/warranty)



\* Colour, gloss and powder coating is warranted for 5 years. If you register the covering and can prove that the covering is cleaned and protected annually with the Renson Maintenance Set, you receive an extended paint warranty to 15 years.

# MAINTENANCE

---

## Easy maintenance with the Renson Maintenance Set

Your patio cover is outside for years, day after day. If you want to enjoy your Renson® covering optimally at all times, we recommend regular maintenance, about 1 to 2 times a year. As a result, the covering will last longer. Do note the following things:

- The texture is made of powder coated aluminium. An annual cleaning with the **Renson Maintenance Set** products ensures years of preserving the intense colour and provides additional protection against acid rain, sea air and UV rays. Maintenance is designated at least 2 x per year in coastal areas and wooded environments.
- **Renson 'Clean'** is a concentrated product with powerful cleaning and degreasing features for the most common natural pollutants such as dust, greasy precipitation, fat stains, moss, insect tracks,...
- This product is not comparable with most cleaning products. Because of its in-depth action, the dirt is 'lifted', so to speak. This product can also be used for cleaning polyester fabric roofs and vertical fibreglass screen fabrics.  
After cleaning, you must protect the aluminium texture with **Renson 'Protect'**. This leaves a protective film that allows subsequent cleaning of the surface area with a simple swipe and minimal use of **Renson 'Clean'**. It also protects the aluminium against acid rain, sea air, UV rays, and thus ensures that the intense colour is retained.
- Both products must not be used in direct sunlight or hot weather. The fast drying of the product could leave stains on the structure or the fabric. Never use corrosive or aggressive products, scouring pads or other abrasives. Furthermore, never use high-pressure devices.




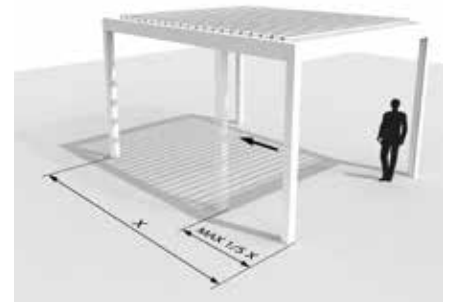
# FAQ & TIPS

---

## Column positions

The **Camargue Line**, **Algarve Line** and **Lapure** can also be ordered with 'shifted' columns. This can be useful if you want to let the patio cover extend beyond the terrace (but the columns are still on the terrace), in order to have complete shading, even in low sunshine.

In case of specific placement or for architectural reasons, one can opt for shifting columns. The column can be shifted up to 1/5th of the total Pivot length.

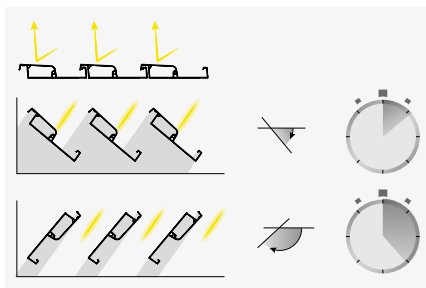


## Turning direction of the blades

With the **Camargue Line**, **Algarve Line** and **Aero Line**, the direction of rotation of your blades is important. Whether you want to keep the sun out for as long as possible or bring in light as soon as possible.

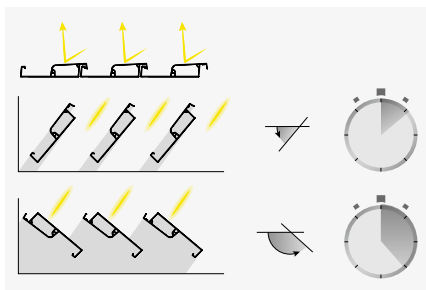
You can choose this with Renson®. For example, when extending a kitchen or living room, people usually want to have light come in as quickly as possible.

① By default, the blades rotate to such an extent that sunlight from the south is stopped when the blades are opened. With standard sun protection blades, sunlight can also be drawn in; the blades have to be rotated further.



① SUN PROTECTION AS STANDARD:  
Stopping sunlight when opening  
(ideal for frequent use in summer)

② With sunlight being drawn in by blades, the blades are positioned at the correct angle faster and the flat, beautiful bottom remains visible.



② drawing in sunlight when opening  
(ideal for frequent use in winter)

## Colour of the blades

The **Camargue Line**, **Algarve Line** and **Aero Line** are available in dual colour (frame and columns in a different colour than the roof blades) without surcharge.

Tip: choose a lighter colour blades with a darker colour for the structure. A darker colour of the roof blades creates the feeling of a lower ceiling. A lighter colour creates a more spacious feeling and has an additional sun and heat-resistant function.





## Conservatorie

Can a patio cover like the **Camargue Line** or **Algarve Line** be compared to a conservatorie?

No! A conservatorie is a glass extension of the interior and forms a closed unit that is completely wind and rainproof. On the other hand, a patio cover is an open aluminium structure with a roof made of aluminium rotating blades (with optional side panels) that mainly provides protection against the sun and to a certain degree protects against bad weather conditions. In a patio cover, the outside climate predominates and you can enjoy the atmosphere, smells, colours and sounds of the garden.

Underneath a **Camargue Line** or **Algarve Line**, it is best to place weather-resistant garden furniture.

## Wind - Camargue Line and Algarve Line

If a lot of wind is predicted, we recommend closing the louvered roof (possible up to wind speeds of 50 km/h). With a closed louvered roof, the entire structure is sturdier and has better wind resistance. We therefore offer a guarantee on our **Camargue Line** and **Algarve Line** with a closed roof to wind speeds of 120 km/h!

## Fabric or blades?

How do I choose between a patio cover with louvered roof (**Camargue Line** and **Algarve Line**) or with a screen roof (**Lapure** and **Lagune**)?

Every type of patio cover has its own special features. A covering with a sun protection fabric can be fully opened. This way, you can either shut out the sunlight or allow it to fully enter your house, depending on the weather conditions. Patio cover can also be used to control the desired amount of sunlight; if there is excessive sunlight, the blades can be completely closed, but the roof can never be fully opened to allow optimal sunshine.



	Louvered roof	Screen roof
Roof	Horizontal	Constantly under slope
Position	Built-in, recessed or stand-alone	Only built-in
View at 'open' roof	Roof blades rotate open but do not 'disappear'	Roof has completely disappeared
Light with 'closed' roof	Not translucent (except Lineo Luce blades)	Translucent
Bearing capacity	Can carry a snow load	Cannot carry a snow load
Roof colour	All possible colours	Limited choice of colours of roof fabric available

## Low sun: Fixscreen

When the sun is low on the horizon, sunlight can enter the house under the patio cover. This is ideal in the winter to warm up the house naturally. However, sometimes this sunlight can be annoying and dazzling, it discolours materials or reflects in TV and computer screens.

Thanks to vertical fabric sun protection (Fixscreen) in the sides of your patio cover (**Camargue Line** and **Lagune**), the entering sun rays in the interior are stopped. At the same time, contact with the environment is maintained by the transparency of the fabric.

## Passage height


The passage height of a louvered roof (**Camargue Line** and **Algarve Line**) can be freely selected. People usually choose a certain height because of a certain situation (e.g. in an installation/construction situation, a rain gutter or window can be in the way) or for personal reasons; a person with a large stature will prefer a higher passage height to obtain a certain 'openness'. On the other hand, for the best shading, it is best to have the lowest possible passage height.



## Terrace orientation

Depending on the orientation of the terrace, a covering can also be installed differently. On a south-facing terrace, both patio covers with fabric (**Lagune** and **Lapure**) and with tiltable blades (**Camargue Line** & **Algarve Line**) are a good solution. A closed fabric or shut blades protect perfectly against solar heat. For a louvered roof it is best to place the blades parallel to the house. This is the best way to control the amount of sunlight entering the house: allowing full, partial or no blocking of sunrays.

For a north-facing terrace it's a good idea to place the blades perpendicular to the wall. This enables the best control of the incidence of light from the east or west, while a maximum incidence of light is realised in the retracted position.



— E-NE-N-NW-W: blades perpendicular to the wall.

— SW-S-SE: blades parallel to the wall.



# FREQUENTLY ASKED QUESTIONS ABOUT **RENSON**<sup>®</sup> COVERINGS...

---

## **Can a Renson<sup>®</sup> covering be made to measure?**

All Renson<sup>®</sup> coverings are made to the millimetres without a surcharge.  
Only for the Algarve Line, one side size depends on the number of blades.

## **What are the maximum dimensions?**

This depends on the type of covering. You can best consult the product table in this brochure about this. This table shows the possible dimensions of one roof module. Modules can be coupled / joined, in order to obtain larger dimensions.

## **What colours are available?**

All RAL colours are possible in textured coating without surcharge.  
This allows you to match the colour of your covering to the joinery of your home.  
The blades can be chosen in a different colour than the structure without surcharge.

## **Should the covering always be placed against a wall or is it also stand-alone?**

Coverings with louvered roof (Algarve line and Camargue line) can be placed either as stand-alone or under construction.  
The coverings under a slope, with screen roof or fabric roof, can only be placed against a house or other construction.  
The Aero roofs are specially designed to be built into a new or existing support structure.

## **Don't the blades in the roof take away too much light?**

With blades, you have complete control over the intensity of the light input.

## **When closed, you do not have any translucence or optionally, you can install a few glass blades or LED blades for more light.**

When the blades are slightly rotated, you quickly get a lot of light.  
With the Camargue Skye, next to rotating, you can also move the blades to one side as well. This gives you a completely open roof.

**Is a louvered roof completely waterproof?**

Louvered roofs and Fixscreen roofs offer full protection against rain next to sun protection.

However, please note that a patio cover is an open aluminium structure, so not to be confused with a conservatoire. Furniture and floor must therefore be suitable for outdoor use.

**What are the possible options for a covering?**

The Renson® coverings can be fitted with a wide range of accessories for a perfect configuration, according to your personal taste.

(Fixscreen sun protection, Loggia sliding panels, glass sliding panels, lighting, heating, music, etc....)

**Can I also enjoy my roof outside the summer season?**

Of course you can. For this purpose, the covering can best be equipped with the appropriate side fills (Fixscreen, Loggia or glass sliding panels). Lighting and heating are also among the possibilities for enjoying your covering in all seasons, all year round.

**How should I clean the covering?**

Your Renson® patio cover is outside for years, day after day. If you want to optimally enjoy at all times, we recommend an annual cleaning with the **Renson Maintenance Set** products. This maintenance kit ensures years of preserving the intense colour and provides additional protection against acid rain, sea air and UV rays. (see also enhanced warranty for annual use)

**Does a covering increase the value of my house or building?**

That's right! If quotations/estimates are made on houses with a Renson® covering, this is also included in the valuation of the property. Investing in a Renson® covering is therefore increasing the value of your home!

**Doesn't it get too hot under a louvered roof?**

A louvered roof is not just sun protective, but also ventilating. If the air under the covering heats up too much, a ventilation effect is created by simply slightly rotating the blades, so that the warm air flows away through the roof.







		SQUARE DESIGN			
		CAMARGUE® LINE		ALGARVE® LINE	
TYPE		Camargue®	Camargue Skye®	Algarve®	Algarve Canvas®
					
ROOF FILL		Rotating blades	Rotating and retractable blades	Rotating blades	Fixed roof
<b>DIMENSIONS</b>					
Max. width / pivot		6200 mm		6055 mm	
Max. depth / span		4500 mm		4500 / 6000 mm*	
Max. passage height		2800 mm		2800 mm	
Joinable		multiple parts joinable		2 sections joinable	
Min. slope		no slope (0°)		no slope (0°)	
Max. blade rotation		150°	145°	150°	-
<b>ACCESSORIES</b>					
SIDE PROFILES	Integrated Fixscreen	optional	optional	-	-
	Fixscreen surface mounted	-	-	optional	optional
	Loggia sliding panels	optional	optional	optional	optional
	Quick passage Loggiascreen Canvas	optional	optional	-	-
	Glass walls	optional	optional	optional	optional
	Linus wall passage height	optional	optional	optional	optional
	Linus wall as railing	optional	optional	optional	optional
	Triangle	-	-	-	-
	Outdoor curtains	optional	optional	optional	optional
	Additional column	optional	optional	optional	optional
	Shifted column	optional	optional	optional	optional
Adjustable wall profile	optional	optional	-	-	
LIGHTING	Lineo LED	optional	-	optional	-
	UpDown LED	optional	optional	optional	optional
	Colomno LED	optional	optional	-	-
	Lapure LED	-	-	-	-
	Lagune LED	-	-	-	-
	Toscane LED	-	-	-	-
COMFORT & DESIGN	Beam Heat & Sound	optional	optional	optional	-
	Translucent blades Lineo Luce	optional	-	optional	-
	Wooddesign	optional	optional	optional	-

\* > 4500 mm is linked up to max. 6000 mm

\*\* > 6200 mm is possible with Aero Skye Dual up to max. 11750 mm

\*\*\* up to 4000 mm without cross beam, > 4000 mm to 6000 mm with cross beam

You can find all the information about the options and technical specifications in our technical catalogue that you can find in the showroom of your local Renson dealer. For all distribution points, see [www.renson-outdoor.com](http://www.renson-outdoor.com)

AERO® LINE		INCLINED DESIGN		
Aero®	Aero Skye® 1. AERO SKYE® 2. AERO SKYE® Dual	LAGUNE®  Lagune®	LAPURE®  Lapure®	TOSCANE®  Toscane®
				
Rotating blades	Rotating and retractable blades	Rollable waterproof translucent sun protection fabric	Rollable waterproof translucent sun protection fabric	Folding roof
6055 mm	6200 / 11750 mm**	6000 mm	6000 mm***	4500 mm
4500 mm	4500 mm	6200 mm	5000 mm	6500 mm
-	-	2500 mm	2900 mm	2500 mm
-	-	up to max. width 12m	up to max. width 18m	up to max. width 13m
no slope (0°)		8°	10°	from 4° (depending on the width)
150°	145°	-	-	-
-	-	optional	-	optional
-	-	-	optional	optional
-	-	optional	-	optional
-	-	optional	optional	-
-	-	optional	-	optional
-	-	-	-	-
-	-	-	-	-
-	-	optional	optional	optional
-	-	-	-	-
-	-	optional	optional	-
-	-	-	optional	-
-	-	-	-	-
optional	-	-	-	-
optional	optional	-	-	-
-	-	-	-	-
-	-	-	optional	-
-	-	optional	-	-
-	-	-	-	optional
optional	optional	optional	-	-
optional	-	-	-	-
optional	optional	-	-	-



# RENSON®: YOUR PARTNER IN VENTILATION, SUN PROTECTION AND OUTDOOR CONCEPTS

---

Renson®, with head office in Waregem (Belgium), is a European trendsetter when it comes to ventilation, sun protection and outdoor.

## **Creating healthy spaces**

Based on experience gained since 1909, we develop energy-efficient total solutions to achieve a healthy and comfortable indoor and outdoor climate. Our remarkable head office, built in accordance with the 'Healthy Building Concept', is a perfect example of our corporate mission.

## **No speed limit on innovation**

A multidisciplinary team of more than 90 R&D specialists is continually optimizing our existing products and developing innovative total concepts.

## **WHERE CAN I GO TO FOR RENSON® PRODUCTS AS END CUSTOMER?**

In order to guarantee high-quality expertise and professional placement of the Renson® products, we have built up a network of well-trained Ambassadors.

### **RENSON® Premium Ambassadors**

These are ambassadors who have years of experience in selling and installing Renson® products. They also keep our entire range and guarantee the most professional guidance.

**RENSON® Ambassadors** showcase our products in their showroom and ensure that the purchased product is placed professionally and properly with their own placement team. They also guarantee a professional after-sales service.

Also visit: [www.renson.eu](http://www.renson.eu)





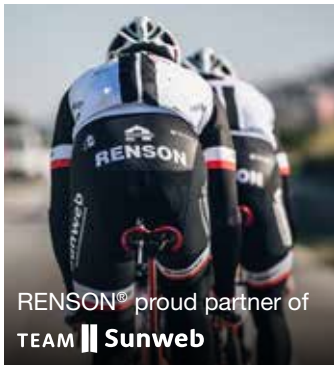
**RENOVATION/ (RE) BUILDING  
PLANS? VISIT OUR SHOWROOM**

EXIT 5 is open  
Monday through Friday: 8u00 - 18u00  
Saturday: 9u00 - 12u00

Make an appointment by phone on  
056 62 96 87 or online via [www.exit5.be](http://www.exit5.be)

Maalbeekstraat 10 - 8790 Waregem - Belgium  
[www.exit5.be](http://www.exit5.be)





RENSON® proud partner of  
TEAM **Sunweb**



Creating healthy spaces

RENSON® Headquarters  
Maalbeekstraat 10, IZ 2 Vijverdam B-8790 Waregem  
Tel. +32 (0)56 62 71 11  
info@renson.eu  
www.renson.eu



MIX  
Paper from  
responsible sources  
FSC® C008551

